



The **BACHELOR**
FINALE
PARTY PACK

7.30 Wednesday
& Thursday



10play.com.au

BACHELOR BUNTING

Our custom Locky bunting is the perfect decoration for your Bachelor finale party.

Simply cut out the pieces, punch the holes, thread through some string and voila, you're ready to party!

Hot tip: Re-print the page a few more times to lengthen your bunting.



BACHELORETTES BUNTING

Our custom Bachelorette bunting is the perfect decoration for your Bachelor finale party. Simply cut out the pieces, punch the holes, thread through some string and voila, you're ready to party!

Hot tip: Re-print the page a few more times to lengthen your bunting.

Head over to 10 play
and vote for who you
think will win the
Bachelor's heart






PIN THE ROSE ON THE BACHELOR

The ultimate party game, with a sexy twist! Print off the picture of Locky and tape it to your wall. Cut out the roses and add some tac or double-sided tape to the backs. Grab yourself a trusty blindfold (a scarf or eye mask will suffice), spin around three times and see how close you can get it to Locky's tux. Remember - no cheating!



PIN THE ROSE ON THE BACHELOR

The ultimate party game, with a sexy twist! Print off the picture of Locky and tape it to your wall. Cut out the roses and add some tac or double-sided tape to the backs. Grab yourself a trusty blindfold (a scarf or eye mask will suffice), spin around three times and see how close you can get it to Locky's tux. Remember - no cheating!



BACHIE BEVERAGES

Serve up some delicious drinks with our Bachelor-themed beverages.

Love Potion

(MOCKTAIL)

Serves 4

INGREDIENTS

- Orange Juice
- Lemonade
- Grenadine
- Orange Slices

METHOD

Fill a third of each glass with orange juice. Top with lemonade, leaving a small gap for the grenadine. Using a small shot glass, pour a small amount of grenadine into each glass. The grenadine should sink to the bottom to form a red layer. Serve with an orange slice and enjoy!

BACHIE BEVERAGES

Serve up some delicious drinks with our Bachelor-themed beverages.

The Final Rosé

(ALCOHOLIC)

Serves 4

INGREDIENTS

- 1 cup tequila
- 1 cup lime juice
- ½ cup simple syrup
- 1 bottle of rosé
- 1 lime, sliced into wedges
- Pink Himalayan salt, to serve
- Ice, to serve (optional)

METHOD

Add the tequila, lime juice, simple syrup and rosé to a pitcher and stir to combine. Pour the Himalayan salt into a shallow dish. Wet the rim of the serving glasses and dip each into the salt. Add ice to each serving glass (optional), then top with The Final Rosé. Serve with a lime wedge and enjoy!




POCKET OSHER

Your fave Bachelor party accessory is back! Print Osher out, then carefully cut out the shapes.

Fold along the lines and put them together with sticky tape or glue!

Share your Pocket Osher pics using **#TheBachelorAU**



POCKET LOCKY

Your fave Bachelor party accessory is back! Print Locky out, then carefully cut out the shapes.

Fold along the lines and put them together with sticky tape or glue!

Share your Pocket Locky pics using **#TheBachelorAU**

