



## Series 8, Episode 28

### GARDENS WITH MATT LEACY

#### MECA

The Mount Druitt Ethnic Communities Agency, otherwise known as MECA, aims to bring the locals together by developing a functioning space for migrant and refugee families, as well as the wider community. The people who use this space come from diverse cultural backgrounds – just like Matt Leacy’s family, who fled to Australia looking for a better life many decades ago. Matt hopes the newly renovated garden will provide a safe space for many more years to come, allowing our newest residents to establish themselves in the community and access MECA’s services which help to make Australia home.

#### BEFORE:









#### AFTER:



# THE LIVING ROOM FACT SHEET








## PRODUCTS AVAILABLE AT BUNNINGS



IMAGE	PRODUCT	PRICE	ITEM #
	Mr Fothergill's Large Bee & Insect House	\$24.98	0067598
	Tuscan Path 55cm Half Barrel Wooden Planter	\$58.95	2890294
	Richgrow 25L All Purpose Organic Compost	\$3.95	2961502
	Hortico 15L All Purpose Potting Mix	\$5.68	2990029
	Holman 9L Galvanised Watering Can	\$15.91	3120984
	Tumbleweed 22L Gedye Compost Bin	\$59.50	3160029



# THE LIVING ROOM FACT SHEET

IMAGE	PRODUCT	PRICE	ITEM #
	Tumbleweed Worm Feast	\$30.63	3160041
	Tumbleweed Round Worm Blanket	\$11.20	3160017
	Dr Worms 1000 Compost Worm Eggs	\$27.50	0035039
	Worm Affair Live Organic Worm Starter Pack – Approx 1000 Worms	\$49.90	3011353
	Gasmate Platinum III Stainless Steel 6 Burner BBQ Kitchen – <b>Special Order Only</b>	\$5,690	3171289
	Mimosa Woolamai Round Market Umbrella	\$99	3192696
	Marquee 25kg Concrete Umbrella Base	\$39	3190043

# LIVING ROOM FACT SHEET

IMAGE	PRODUCT	PRICE	ITEM #
	Mimosa 130cm Hampstead Timber Bench	\$198	3192153
	Birdies 740mm Slate Grey 9 in 1 Modular Raised Garden Bed – <b>Special Order Only</b>	\$239	3321557
	Whites 1180 x 130mm Galvanised Steel Interlock Garden Edging	\$11.45	3321458
	Whites Interlocking Steel Edging Corner	\$2.45	3321775
	Whites Terrazzo Garden Screen 1800mm x 900mm Galaxy Charcoal	\$145	128869
	Clark Tanks 5000L Poly Slim Water Tank – Black	\$1,778	4818236
	Tasman KB 90mm x 90mm x 3.6m Premium Wrappers F7 KD H4 Treated Pine	\$73	8422821



## PLANTS AVAILABLE AT BUNNINGS



EDIBLE PLANTS	
Artichoke	Asian Lettuce Mix
Bean – French Green	Beetroot
Broadbean	Broccoli Bambino
Cabbage – Sugar Sweet	Capsicum – Long Sweet Yellow
Capsicum – Red Skin	Capsicum – Sweet Mama
Carrot – Little Fingers	Birdseye Chilli
Caysan Chilli	Jalapeno Chilli
Sweet Corn	Cucumber – Burpless
Cucumber – Crystal Apple	Tuscan Kale
Pak Choi – Purple	Rocket – Dragon Tongue
Silverbeet – Rainbow	Silverbeet – Fordhook
Silverbeet - Ironman	Strawberry
Sorrel	Tomato – Grosse Lisse
Tomato – Roma	Tomato - Sweetbite
Tomato – Truss (sweet)	Capsicum – California Wonder
Zucchini – Blackjack	Blueberry
Coriander	Curry Plant
Dill	Curly Parsley



# THE LIVING ROOM FACT SHEET

Italian Parsley	Rosemary
Thyme	Marigold – African Gold
Marigold – African Orange	Marigold – Sophia Mix
Shallots – Red	Garlic
Oregano	Mint
Tahitian Lime	Olive Tree
Granny Smith Apple	Pink Lady Apple

## PAINTS AVAILABLE FROM TAUBMANS

PURPOSE	PRODUCT	COLOUR	FINISH
Demountable Walls	All Weather	Night Frost	Low Sheen
Balustrade, gutters and down pipes	All Weather	Black	Low Sheen
Pergola & legs of potting bench	All Weather	Black	Low Sheen
Timber benches	All Weather	Grey Heron	Low Sheen



## WEBLINKS

For further information on the materials and products used for this Garden,  
click on the links below.



[www.bunnings.com.au](http://www.bunnings.com.au)



[www.ryobi.com.au](http://www.ryobi.com.au)



[www.taubmans.com.au](http://www.taubmans.com.au)



[www.bingoindustries.com.au](http://www.bingoindustries.com.au)



<https://whitesgroup.com.au/>





## RENOVATION WITH BARRY DU BOIS

### Top Spring Reno Tips

Spring has sprung and to Barry that means one thing – DIY. As more and more homeowners head out to Bunnings to tackle that project they've been thinking about, Barry has the top tips for any keen renovator in springtime.

1. **Planning:** think about your timeline and how long you have to complete these jobs. That will help you come up with a budget if tradies or external labour is required.
2. **Talk to Tradies:** These people are the experts. They can tell you how long things will take, what types of materials are required and their cost.
3. **Draw your plan repeatedly:** Before you even think about picking up a tool or calling the trades in, go through your plan plenty of times, review, revise and make changes to make sure you're 100% happy.
4. **Be a sponge:** Soak up as many bits of advice and tutorials you can, whether that's talking to trades or attending workshops or watching online videos.
5. **Start small:** To get your confidence up, make sure your first job is achievable so you can get that completed feeling and not feel like you're overwhelmed.





## TRAVEL WITH CHRIS BROWN

### Dark Park Milky Way

Across the world light pollution is making it harder and harder to gaze up at the stars, but this week Chris visited a national park in New South Wales dedicated to keeping the night sky dark.

Warrumbungle National Park is Australia's first designated International Dark Sky Park, where the nocturnal environment is protected by limiting artificial light in the area. It is also home to Siding Springs Observatory, the country's premier astronomical observatory. Dark, natural night skies are important to animals, plants and humans who need regular intervals of light and dark to know when to eat, sleep, hunt, migrate and reproduce.

Warrumbungle National Park can be found near Coonabarabran in central west New South Wales.



## FOOD WITH MIGUEL MAESTRE

### Cornslaw Quickie

**Prep time: 5 mins**

**Cook time: 10 mins**

**Total time: 15 mins**

**Serves: 4**

#### **Ingredients**

2-3 pickles, thinly sliced on an angle (bread and butter pickles or sweet and sour gherkins)

500g savoy or green cabbage, shredded finely (about ½ small savoy cabbage)

1 cup coarsely chopped flat leaf parsley

1 small red onion, finely shaved into rounds (by hand with knife)

#### **Corn Dressing**

¼ cup American mustard

¼ cup pickle juice

¼ cup extra virgin olive oil, plus extra to serve

2 cobs corn, husks removed

2 tsp sugar

2 tsp sea salt flakes

1 tsp celery seeds

Freshly ground black pepper, to taste

#### **Method**

For the dressing, put the box grater in a bowl, coarsely grate the corn so the bowl catches the flesh and juice. Add mustard, pickle juice, sugar, salt, pepper, and celery seeds

Put cabbage, pickles, parsley and onion in a large bowl, pour over dressing and toss well to coat. Drizzle with extra virgin olive oil, to serve.