

# THE LIVING ROOM FACT SHEET

Series 8, Episode 20

DECLUTTER WITH PETER WALSH

Garage



It's been four years since Roslyn moved into Martin's home and her things still haven't made it out of the garage. She has tried to do garage sales and even got people from her church to bring over their unwanted items for her to sell but she never got around to doing it and so the clutter kept on growing. Martin really wants his garage back so he can park his car in there again and Roslyn feels guilty for taking over the space. There really is only one man for this job, and that's Peter Walsh!

# THE LIVING ROOM FACT SHEET

Garage



Back Entertaining Area





# THE LIVING ROOM FACT SHEET

Pet Food Storage









New Seating Area










# THE LIVING ROOM FACT SHEET

## PRODUCTS AVAILABLE AT BUNNINGS

IMAGE	PRODUCT	PRICE	ITEM #
	Rack It 400kg 900mm Wide x 530mm Deep MDF Shelving	\$161	-
	Rack It 1000kg Hook Plate	\$14.20	2760420
	Handy Storage 70L Black Heavy Duty Crate	\$29.99	0056615
	Handy Storage 30L, 54L & 70L Black Storage Crate Lid	\$9.49	2580618
	Flexi Storage 600 x 240 x 38mm White Matt Floating Shelf	\$25.98	2580884
	Flexi Storage 900 x 240 x 38mm White Matt Floating Shelf	\$29.90	2580885



# THE LIVING ROOM FACT SHEET

IMAGE	PRODUCT	PRICE	ITEM #
	Flexi Storage 1200 x 240 x 38mm White Matt Floating Shelf	\$32.98	2580887
	Monarch 50mm Walls Doors and Trims Paint Brush	\$18.50	1660270
	Monarch 63mm Walls Doors and Trims Paint Brush	\$21.98	1660272
	Monarch 2.7 x 3.6m Canvas Drop Sheet	\$51.26	1660398
	Monarch 2.6 x 3.6m Blue Plastic Drop Sheet	\$6.19	1670110
	Carter Holt Harvey FORMrite 2400 x 1200mm 17mm F14 Formply	\$88.18	0390072
	Mimosa 9 Piece Timber Avani Setting	\$1,599	3192162

# THE LIVING ROOM FACT SHEET

IMAGE	PRODUCT	PRICE	ITEM #
	Verve Apollo 4 x 5W Chrome LED Spotlight	\$75.10	7072342
	SpecRite 2200 x 600 x 26mm Merbau FJ Laminated Panel	\$119	8330163
	Ryobi 1800W 2000psi Pressure Washer	\$129	6210779

## PAINTS AVAILABLE FROM TAUBMANS

LOCATION	PRODUCT	COLOUR	FINISH
Garage Walls	Endure 8 in 1	Crisp White	Matt
Pergola in back area	All Weather	All Black	Semi Gloss





## TRAVEL WITH CHRIS BROWN

### Scrub Python

Dr Chris travels to 'the village in the rainforest,' Kuranda, about 26 kilometres north of Cairns in search for Australia's largest snake. Scrub pythons are not an unusual sight for the residents of this small north Queensland town. But one scrubbie in particular caught the world's attention after being photographed spanning across an entire road. Can Chris find this world famous scrub python? And what awaits him if he can?

## FOOD WITH MIGUEL MAESTRE

### Sunshine Coast Strawberry Cheesecake

Miguel heads to the Australian home of strawberries – Queensland's Sunshine Coast. And in particular, Cooloola Berries, a small-scale strawberry farm. With a sustainable approach to their crop they turn any excess strawberries into ciders, jams and preserves. Miguel uses their super fresh strawberries to make a delicious strawberry cheesecake.

**Prep time** – 20 minutes

**Chilling time** - 1hr 10m to overnight

**Serves** – 14-16

#### Ingredients

##### Biscuit base

300g shortbread biscuits



75g unsalted butter, softened plus extra to grease

Flowers from 2 sprigs of fresh lavender or ¼ tsp dried lavender flowers (or other dried herb)

75g strawberry jam

Juice of ½ lemon

### **Filling**

750g cream cheese

¾ cup icing sugar

1 vanilla bean, split lengthways, seeds scraped

Zest of 1 lemon

300mL double cream

### **Topping**

500g strawberries, cut in half, with green top on one half of the strawberry

### **Method**

1. Grease a 26cm (10 inch) spring form tin with butter.
2. Using a food processor blitz shortbread, butter and lavender to a coarse crumb.
3. Press the mixture into the bottom of the spring form tin, forming an even layer. Use the flat base of a jar/glass to flatten the crumb layer.
4. Mix jam and lemon juice together until smooth.
5. Spread evenly on top of the shortbread layer and refrigerate for 10 minutes.
6. Meanwhile beat cream cheese together with icing sugar, vanilla and lemon zest. Gradually add double cream, whisking until combined.
7. Remove cake base from fridge and spread filling over jam layer, smoothing top out with a spatula. Set in fridge for at least an hour or overnight.





8. Once set, remove cake from tin, smoothing edges with a spatula. Decorate top of cake by pressing strawberries cut side up into the cheese layer in a circle fanning out from the centre. Decorate half with the strawberries with green tops, and the other side with those without. Serve immediately.



## WEBLINKS

For further information on the materials and products used for this renovation, click on the links below.



[www.bunnings.com.au](http://www.bunnings.com.au)



[www.ryobi.com.au](http://www.ryobi.com.au)



[www.taubmans.com.au](http://www.taubmans.com.au)



[www.zenexus.com.au/zenexus-rack/](http://www.zenexus.com.au/zenexus-rack/)



[www.handy-products.com.au/handy-storage/](http://www.handy-products.com.au/handy-storage/)



[www.zenexus.com.au/zenexus-fsdecorativeshelving/](http://www.zenexus.com.au/zenexus-fsdecorativeshelving/)



[www.bingoindustries.com.au](http://www.bingoindustries.com.au)

